

Chair of Governors Briefing

Autumn 2019

3 September 2018

Spring 2020

14 January 2020

Department for Children, Young People and Culture

Bury
COUNCIL

Changes to Quality Standards and Performance Service

- **New name**
- **New colleague, Damian Kay**
- **Revised Traded Services offer – Quality Education partners replace School Effectiveness Partners (QEPs not SEPs!) – more to follow...**
- **New School Education Profile following school consultation**
- **Developing self-assessment criteria, started with Governance**
- **Newsletter items from the Service:**
 - **Recruitment and Selection**
 - **Head Teacher appraisal**
 - **Alternative Provision**
 - **Education Endowment Foundation**
 - **New Inspection Framework**

&

Keeping Children Safe in Education 2019 published 2 September 2019, no change from the draft – please ensure policies are up to date!

Provisional School Outcomes 2019

Department for Children, Young People and Culture



THE PERFORMANCE OF BURY SCHOOLS

3 SEPTEMBER 2019

CAVEATS

- All data is provisional and unvalidated
- Primary data is taken from NCER, KS2 data will be released on 5 September
- KS4 provisional data will be released in October, schools provided initial data on GCSE results day
- Validated data is expected in December for primary and January for secondary
- Comparisons with national, North West and GM10 are taken from NCER and the North West data team, under the agreement to keep data internal only. Statistical neighbours data is not yet available for 2019.
Note: Secondary coverage is just over 50% for some national measures

ATTAINMENT – How high are standards in Bury?

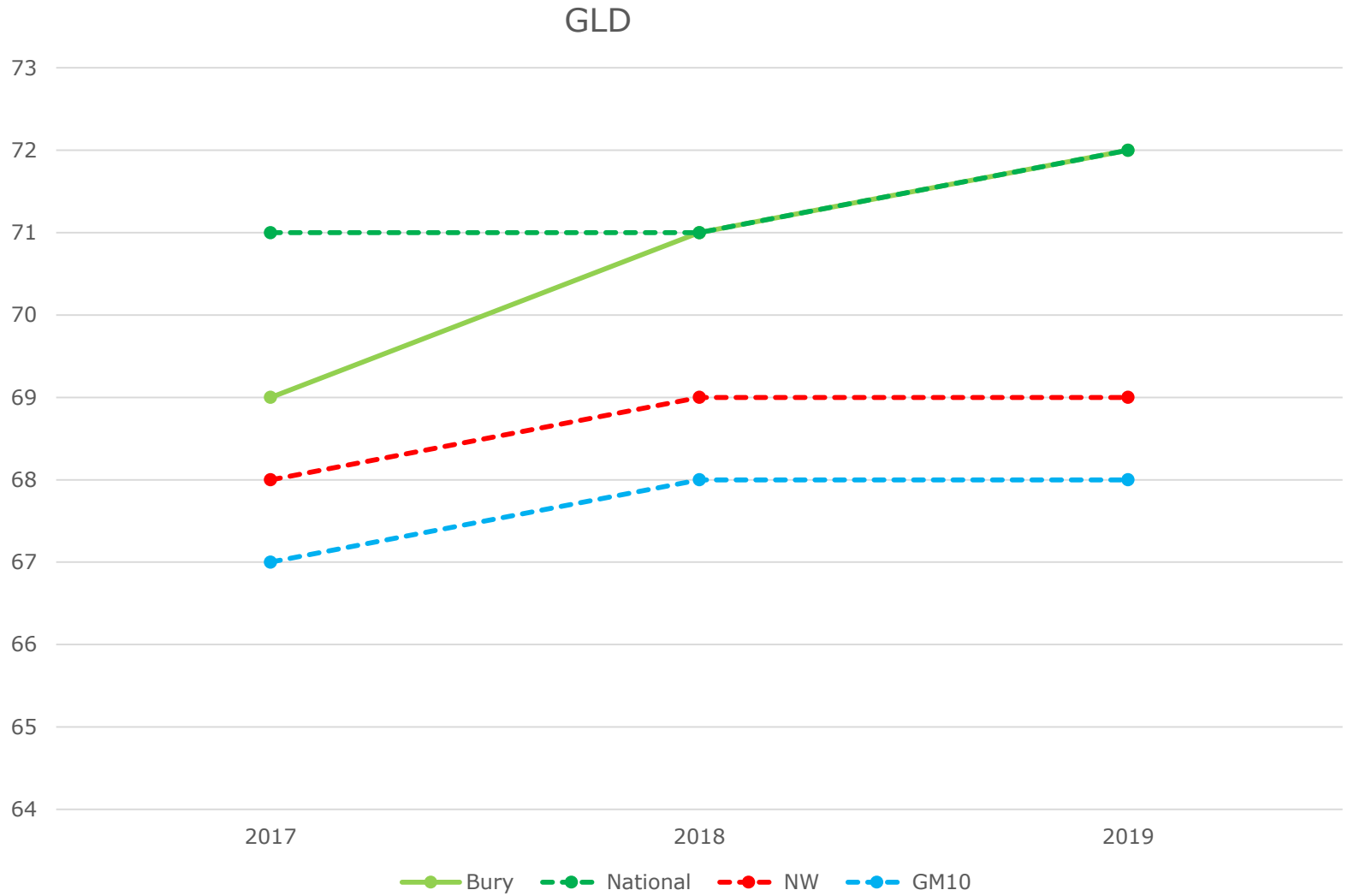
END OF KEY STAGE HEADLINES 2019

Measure	2019	National	Commentary
Early Years (age 5) Good Level of Development	72	72	Up 1%, now in line with national
Year 1 Phonics (age 6)	82	82	No change, now in line with national
Key Stage 1 (age 7) Reading, writing and mathematics Expected Standard	61	65	Down by 1%, now 4% below national
Key Stage 2 (age 11) Reading, writing and mathematics Expected Standard	65	65	Up 1%, remain in line with national
Key Stage 1 (age 7) Reading, writing and mathematics Higher Standard	8	11	No change, gap to national reduced to 3%
Key Stage 2 (age 11) Reading, writing and mathematics Higher Standard	8	11	Up 1%, gap to national remains at 3%

END OF KEY STAGE RANKINGS 2019

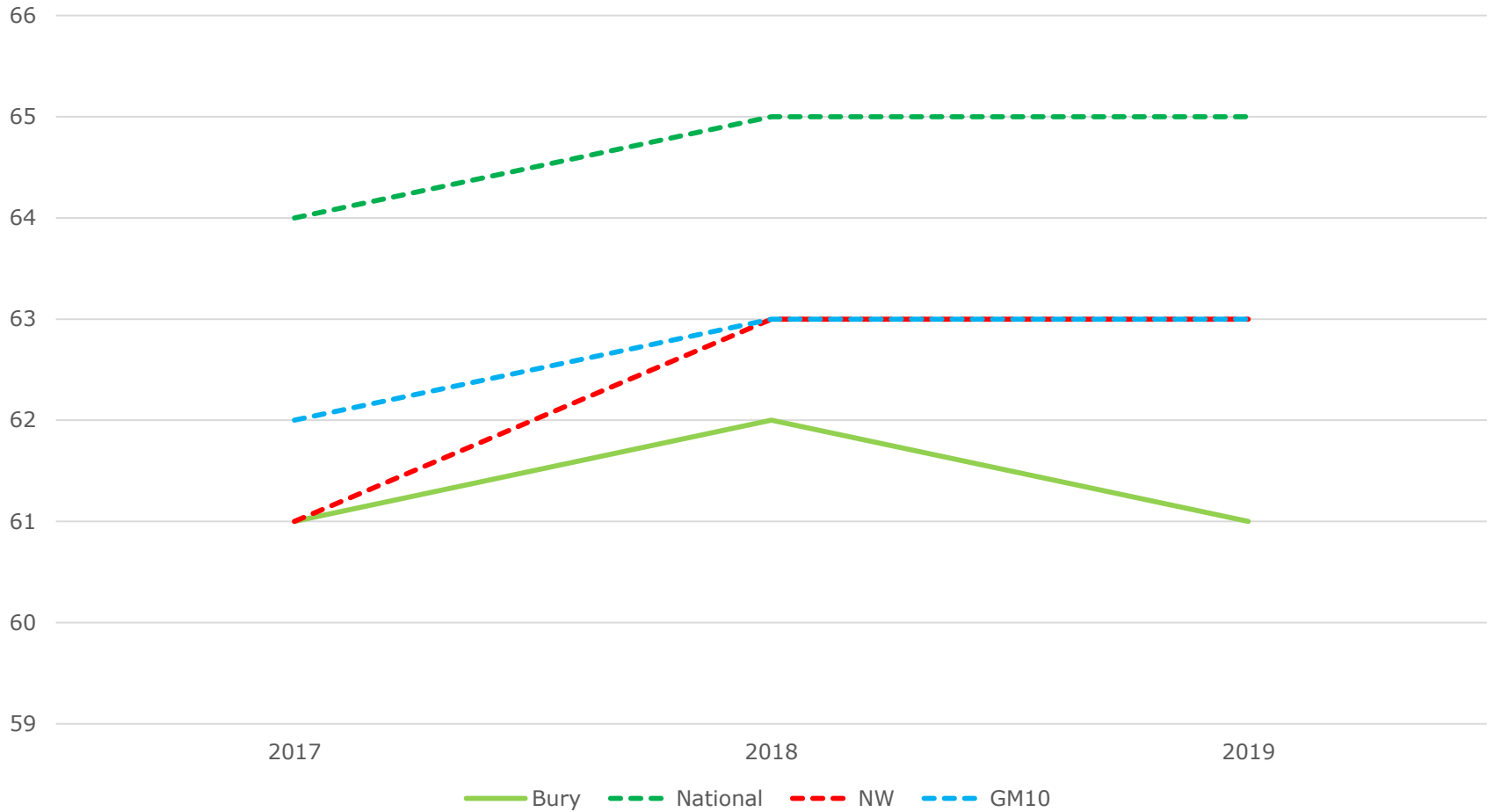
Measure	NW Ranking (23)	GM ranking (10)	Commentary
Early Years (age 5) Good Level of Development	5	2	Bury has held its position as 2 nd in GM and 5 th in the NW
Year 1 Phonics (age 6)	5	2	Improved by one place in GM and NW
Key Stage 1 (age 7) Reading, writing and mathematics Expected	14	7	Improvement against NW from 2018 by one place however slipped one place against GM
Key Stage 2 (age 11) Reading, writing and mathematics Expected	9	4	Improved ranking against NW (3 places) and against GM (2 places)
Key Stage 1 (age 7) Reading, writing and mathematics Higher Standard	15	7	Improved ranking against NW by three places. No change against GM
Key Stage 2 (age 11) Reading, writing and mathematics Higher Standard	16	7	Improved ranking against NW by 2 places. No change against GM

TRENDS – GLD



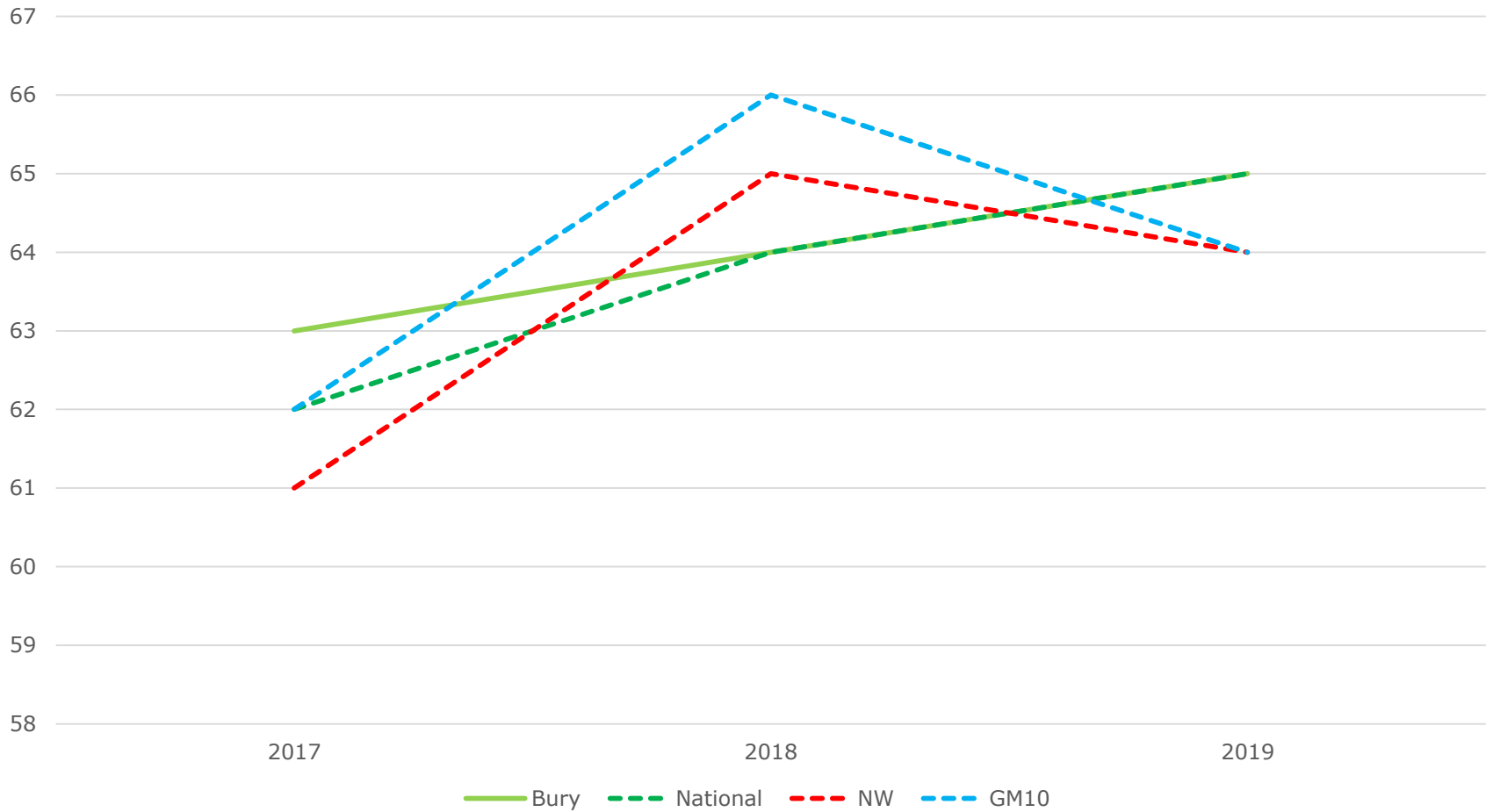
TRENDS – KS1 RWM Expected standard

KS1 RWM Combined



TRENDS – KS2 RWM Exp+

KS2 RWM Combined



PRIMARY - Gaps

Measure	2019 Gap to National	2018 Gap to National	2017 Gap to National	Gap narrowed?
Early Years GLD	0	-1	-2	YES
Year 1 Phonics	0	0	0	-
Key Stage 1 R,W,M EXS	-4	-3	-3	No
Key Stage 1 Reading EXS	-3	-2	-3	Same as 2017
Key Stage 1 Writing EXS	-2	-3	-2	Same as 2017
Key Stage 1 Maths EXS	-2	-2	-3	YES

PRIMARY - Gaps

Measure	2019 Gap to National	2018 Gap to National	2017 Gap to National	Gap narrowed?
Key Stage 2 R,W,M EXS	0	0	+1	In line
Key Stage 2 Reading EXS	-1	+1	0	No
Key Stage 2 Writing EXS	-1	0	+1	No
Key Stage 2 Maths EXS	+1	0	+4	No, but above
Key Stage 2 GPaS EXS	+1	+1	+2	No, but above

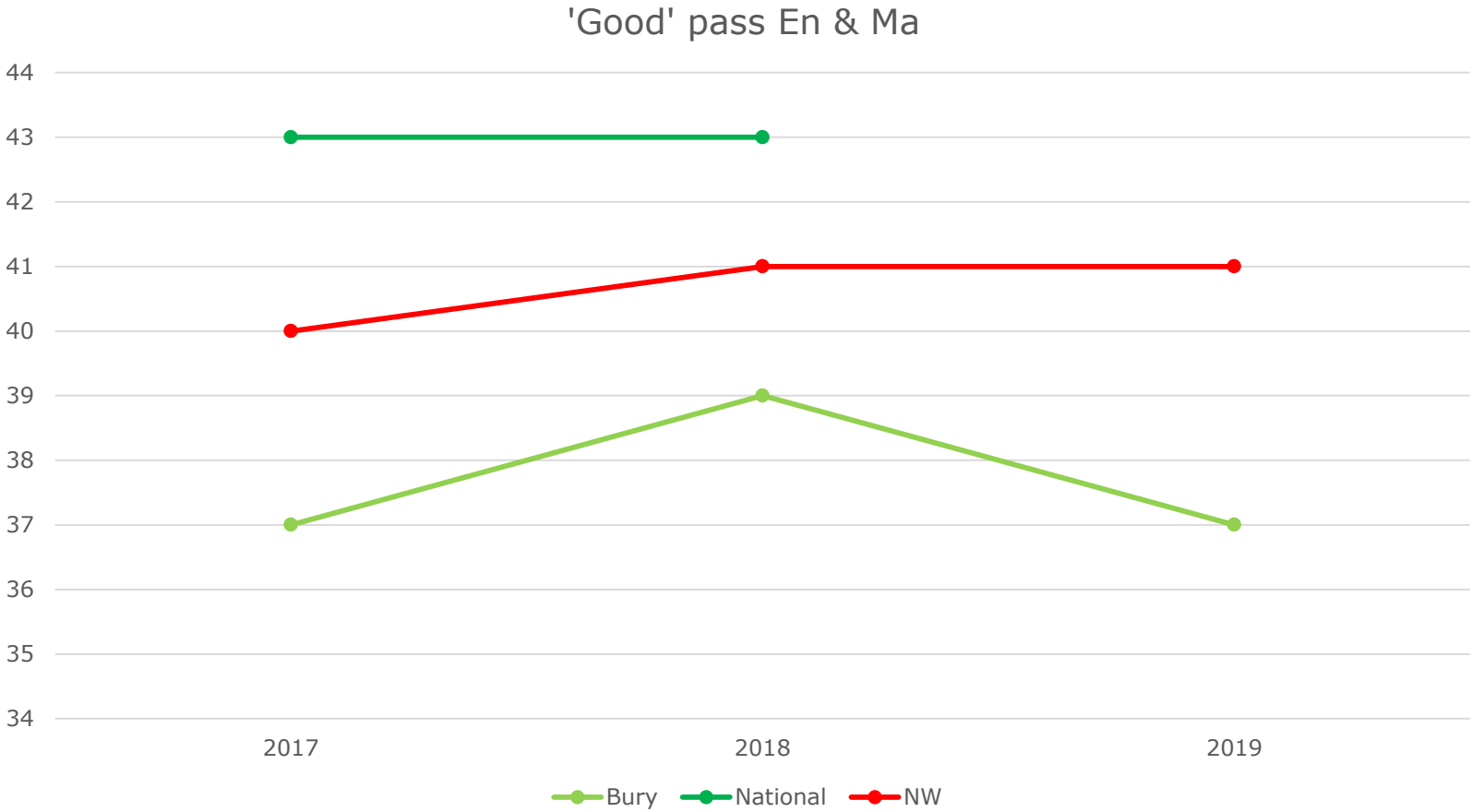
PRIMARY – Higher Standard

Measure	2019 Gap to National	2018 Gap to National	2017 Gap to National	Gap narrowed?
Key Stage 1 R,W,M	-3	-4	-2	No
Key Stage 1 Reading	-4	-5	-4	=
Key Stage 1 Writing	-4	-4	-3	No
Key Stage 1 Maths	-4	-3	-4	=
Key Stage 2 R,W,M	-3	-3	-1	No
Key Stage 2 Reading	-1	-1	-1	=
Key Stage 2 Writing	-5	-6	-3	No
Key Stage 2 Maths	-2	-4	0	No
Key Stage 2 GPaS	-2	-2	+1	No

SECONDARY (very provisional)

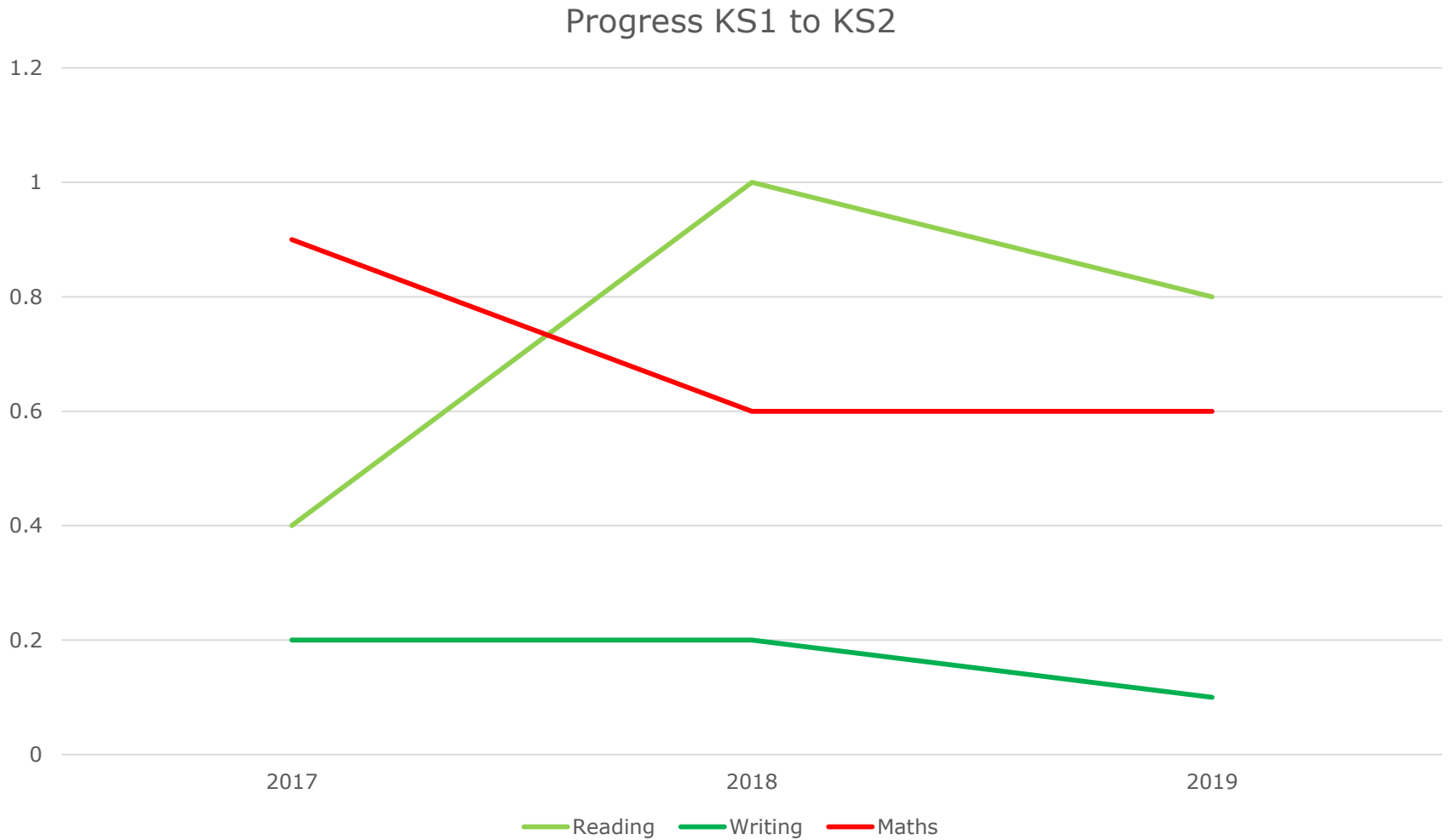
Measure	2019	North West (not full coverage)	Change from 2018
Attainment 8	44.1	43.5	-1.1pts
English & Maths 'Good' Pass	37	41	-2
English & Maths 'Standard' Pass	62	63	0
Entry for EBacc	53		+2
EBacc 'Good' Pass	13		-4
EBacc Average pts	3.9		-0.1

TRENDS – 'Good' pass in English & Maths



PROGRESS – How much value do Bury schools add?

TRENDS – Progress Key Stage 1 to 2



PRIMARY PROGRESS 2019

Measure	All	Boys	Girls	EAL	SEN Support	SEN EHC	Pupil Premium	Low PA	Middle PA	High PA
Reading	0.8	0.2	1.4	1.5	-0.2	-1.0	0.0	1.7	0.6	1.1
Writing	0.1	-0.5	0.7	0.9	-2.0	-2.4	-0.4	0.6	0.1	-0.1
Maths	0.6	1.6	-0.3	1.9	-0.3	-1.6	-0.1	1.4	0.6	0.5

Green = progress above group national

Black = progress in line with group national

Red = progress below group national

EMERGING PRIORITIES PRIMARY (1)...

- **GLD is in line with national for all pupils, boys and girls however boys continue to lag behind girls as is the case nationally**
- **Boys' phonics, although in line with national for boys, is 6% lower than Bury girls and girls nationally**
- **Standards in Key Stage 1:**
 - **The combined measure is 4% below national so there is a need to look at pupils across the three subject areas**
 - **Reading has the largest subject gap to national at 3%**
 - **Writing and maths are 2% below national**
 - **The higher standard measure is 4% below national in each subject**

EMERGING PRIORITIES PRIMARY (2)...

- **Standards in Key Stage 2:**
 - **Below national in reading (particularly boys which is now below national) and in writing**
 - **Gaps to national are negative for higher standard, particular in writing at 5%**
- **Progress Key Stage 1 to Key Stage 2:**
 - **Writing progress for girls, EAL, SEN Support and high prior attainers is below national for these groups**
 - **Progress in mathematics is below the group nationally for EAL pupils**

EMERGING PRIORITIES SECONDARY...

Please treat with caution at this stage

- **Standards in Key Stage 4 (early indications):**
 - Continue the focus on **mathematics**
 - The percentage of pupils gaining a **'good' pass** in both English and mathematics has dipped and is 4% below the North West average
 - Explore the **Open element** in Attainment 8

The Year Ahead

Department for Children, Young People and Culture



Julien Kramer
Interim Assistant Director
(Learning & Inclusion)

Conversation
with
Chairs of Governors

Children and Young People

Congratulations and Thanks

- Stable results with some evidence of excellence
- Restructure and simplification of Governance
- Good progress on Partnership working, SEND and SEMH
- Robust ambitions for the coming year

Date/time of next meeting

14 January 2020